


The Power Chord Shape

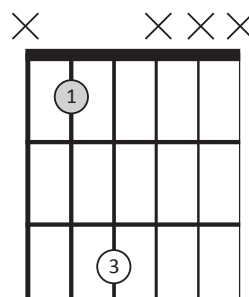
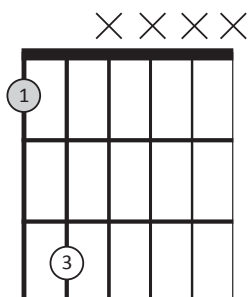
Moveable power chords

Power chords truly come into their own once they become moveable on the fret board. Learn the root 6 and root 5 variety power chords, and their corresponding letter names on the fret board. These chords will give you access to a diverse range of rock based repertoire.

These two pictures demonstrate the playing position for the root six and root five moveable power chords.



This is how a the moveable power chord looks when written as a chord diagram. Make sure you mute all of the required strings.



This is how the power chords would look when written in tablature.



Power chords are named by their position on the fretboard. Use the table below to identify your moveable power chord by the fret position of the first finger. Many of the power chords played in the root six position are repeated in the root five position. This table demonstrates this by representing the notes in a linear scale. The fret indicators above and below the notes show if it is possible to play the power chord in multiple positions.

					R5	0		2	3		5		7	8		10
	E	F		G		A		B	C		D		E	F		G
R6	0	1		3		5		7	8		10		12	13		15